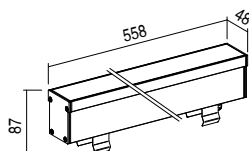



MINOSSE RECESSED M - RGBW-TW

IP67 IK09 CE     | A > A+ > A++TIPOLOGIA | *TYPOLOGY*Incassi | *Recessed*POSIZIONE INSTALLATIVA | *INSTALLATION POSITION*A terra | *Floor*AMBIENTE INSTALLATIVO | *INSTALLATION LOCATION*Esterno | *Outdoor*MINOSSE RECESSED M - RGBW-TW  558 mm

42W



kg 2,02

MINOSSE RECESSED M - RGBW-TW

CARATTERISTICHE ELETTRICHE | ELECTRICAL FEATURES

POTENZA ASSORBITA POWER CONSUMPTION	42W
ALIMENTAZIONE POWER SUPPLY	24Vdc
ALIMENTATORE POWER SUPPLY UNIT	42W - 24Vdc RGBW-TW (con centralina non inclusa with control unit not included)
COLLEGAMENTO CONNECTION	Parallelo Parallel

CARATTERISTICHE ILLUMINOTECNICHE | LIGHTING FEATURES

COLORE LED LED COLOUR	RGBW, T.White
OTTICHE OPTICS	28°, 45°, 60°
DURATA MEDIA LED AVERAGE LED LIFE	50.000h L80 B10

CARATTERISTICHE MECCANICHE | MECHANICAL FEATURES

PESO WEIGHT	Kg 2,02
FINITURE FINISHES	Nero Black
INSTALLAZIONE INSTALLATION	A incasso a terra con cassaforma (non inclusa) Recessed on ground with housing box (not included)
MATERIALE MATERIAL	Corpo in alluminio, vetro temperato serigrafato Aluminium body, silk-screen printed tempered glass

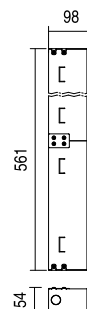
CARATTERISTICHE GENERALI | GENERAL FEATURES

TEMPERATURA DI ESERCIZIO OPERATING TEMPERATURE	-10°C +45°C
GRADO DI PROTEZIONE INGRESS PROTECTION	IP67
GRADO DI RESISTENZA IMPACT RESISTANCE	IK09
GLOW WIRE TEST GLOW WIRE TEST	960°C
TEMPERATURA MASSIMA APPARECCHIO MAX. TEMPERATURE OF FIXTURE	40° @ Ta = 25°
CLASSE DI ISOLAMENTO APPLIANCE CLASS	III
CALPESTABILE WALKOVER	Si / Yes
CARRABILE DRIVE OVER	No
SICUREZZA STANDARD STANDARD SAFETY	/
SICUREZZA FOTOBIOLOGICA PHOTOBIOLOGICAL SAFETY	GR1

MINOSSE RECESSED M - RGBW-TW

ACCESSORI | ACCESSORIES

CODICE / CODE	CAM06
TIPOLOGIA / TYPOLOGY	Cassaforma <i>Housing boxe</i>
MATERIALE / MATERIAL	Acciaio inox, dima in polistirolo <i>Stainless steel, polystyrene jig</i>



FILTRI | FILTER

CODICE / CODE	HC
TIPOLOGIA / TYPOLOGY	Filtro Honeycomb <i>Honeycomb filter</i>

